MyQ Mobile Print Agent 1.3

ENGLISH

Generated from docs.myq-solution.com
October/2026
Copyright © 2026 MyQ spol. s r.o. All Rights Reserved

Table of Contents

1 About MyQ Mobile Print Agent 1.3 3
2 Release Notes 4
2.1 MyQ Mobile Print Agent 1.3 (patch 2) 4
2.2 MyQ Mobile Print Agent 1.3 (patch 1) 4
2.3 MyQ Mobile Print Agent 1.3 4
3 Basic Information 5
3.1 System Requirements 5
4 Installation 6
5 Business Contacts 8

1 About MyQ Mobile Print Agent 1.3

The MyQ Mobile Print Agent gives customers access to printers via AirPrint (for iOS), and Mopria Print Service (for Android smart phones or tablets). The MyQ administrator needs to download and install the agent on the server.

All changes compared to the previous versions are listed in the **release notes** (see page 4).

2 Release Notes

MyQ Mobile Print Agent 1.3

2.1 MyQ Mobile Print Agent 1.3 (patch 2)

14 June, 2024

Bug fixes

- It is not possible to connect to the MyQ Print Server using a hostname.
- Installer gets stuck when modifying settings.
- The first letter of the driver brand name is cut on macOS when adding a printer.

2.2 MyQ Mobile Print Agent 1.3 (patch 1)

Improvements

- Include the MyQ server hostname in the printer location.
- Enable large formats support (Only MyQ Print Server 10.1 and higher).

2.3 MyQ Mobile Print Agent 1.3

Improvements

- Compatibility with MyQ 10.

---

3 Basic Information

The MyQ Mobile Print Agent gives customers access to printers via AirPrint for iOS devices, and Mopria Print Service for Android smartphones or tablets.

AirPrint enables users to print photos and documents from their MacBook, iMac, iPhone, iPad, or iPod touch without the need to install additional software (drivers). Mopria Print Service does the same for users with an Android smartphone or tablet. Android users must download the Mopria Print Service app from Google Play in order to print.

The administrator only has to install the MyQ Mobile Print Agent once, to give the iPhone and/or Android users access to MyQ queues.

AirPrint and Mopria Print Service are working with MyQ by exposing MyQ print queues as AirPrint or Mopria Print Service printer devices. The MyQ users connect to the company's Wi-Fi network, select the queue where they want to send the print job, and authenticate themselves with their MyQ credentials. After the first authentication, the credentials are stored on their device. Pull Print and Delegated printing queues are displayed as available printers on the user's device.

Mobile devices discover these printers through Bonjour (mDNS). Install the MyQ Mobile Print Agent on a computer in the same subnet as the mobile devices.

3.1 System Requirements

- MyQ Server 8.2+ is required.
- OS - Windows 8.1/10/11, with all the latest updates; only 64bit OS supported. Windows Server 2012/ 2012 R2/ 2016/ 2019/2022, with all the latest updates; only 64bit OS supported.
- Microsoft .NET Framework 4.6.1 or higher.

4 Installation

1. Before the installation, make sure that on the MyQ web administrator interface, in **MyQ, Settings, Jobs**, the option **Jobs via mobile print** is **Enabled** (it is enabled by default). If not, enable it.
2. Download the latest MyQ Mobile Print Agent installation file from the MyQ Community portal on your server.
3. Run the executable file. The MyQ Mobile Print Agent installation wizard opens.

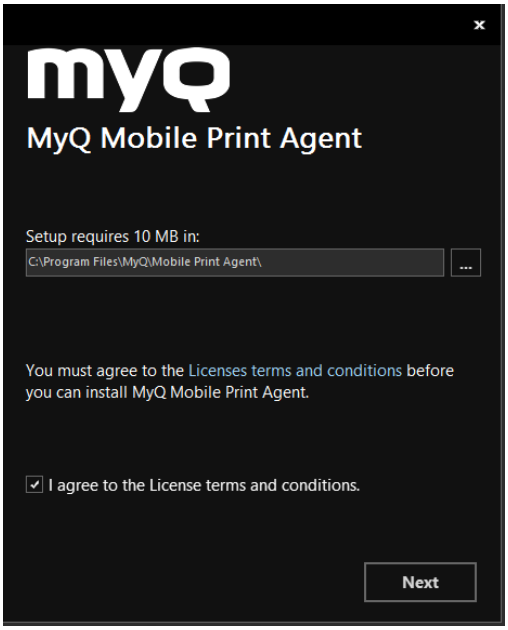

4. Select the folder where you want to install the MyQ Mobile Print Agent. The default path is:
   C:\Program Files\MyQ\Mobile Print Agent.
5. After this, you need to agree to the license terms and conditions to continue with the installation, and click **Next**. The Server settings window opens.

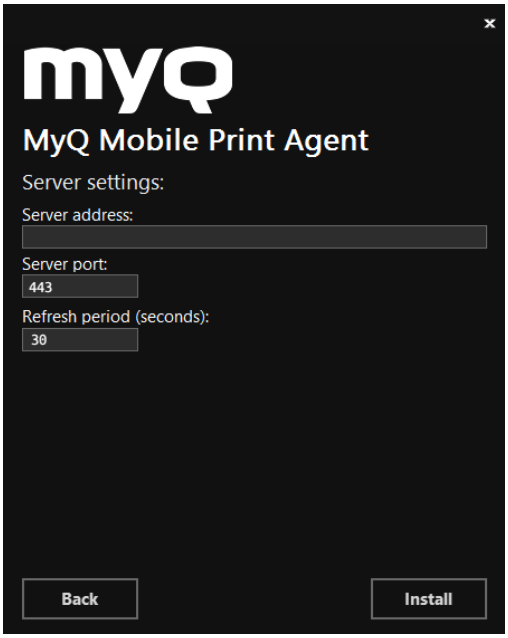

6. Enter the settings:
    a. **Server address**: the IP address of the MyQ Print Server.
    b. **Server port**: the editable port that the MyQ Mobile Print Agent will use (*443* by default).
    c. **Refresh period**: The time taken to refresh the connection with the Print Server, in seconds (*30* by default).
7. Click **Install**. The MyQ Mobile Print Agent is installed.
8. Click **Finish** to exit the installation wizard.

5 Business Contacts

MyQ® Manufacturer	**MyQ® spol. s r.o.** Harfa Business Center, Ceskomoravska 2532/19b, 190 00 Prague 9, Czech Republic ID no. 615 06 133 MyQ® spol. s r.o. is registered in the Commercial Register at the Municipal Court in Prague, file no. C 29842 (hereinafter as "MyQ®")
Business information	http://www.myq-solution.com info@myq-solution.com[1]
Technical support	support@myq-solution.com[2]
Notice	MANUFACTURER WILL NOT BE LIABLE FOR ANY LOSS OR DAMAGE CAUSED BY INSTALLATION OR OPERATION OF THE SOFTWARE AND HARDWARE PARTS OF THE MyQ® PRINTING SOLUTION. This manual, its content, design and structure are protected by copyright. Copying or other reproduction of all or part of this guide, or any copyrightable subject matter without the prior written consent of MyQ® is prohibited and can be punishable. MyQ® is not responsible for the content of this manual, particularly regarding its integrity, currency and commercial occupancy. All the material published here is exclusively of informative character. This manual is subject to change without notification. MyQ® is not obliged to make these changes periodically nor announce them, and is not responsible for currently published information to be compatible with the latest version of the MyQ® printing solution.

1. mailto:info@myq-solution.com
2. mailto:support@myq-solution.com

Trademarks	“MyQ®”, including its logos, is a registered trademark of MyQ®. Any use of trademarks of MyQ® including its logos without the prior written consent of MyQ® Company is prohibited. The trademark and product name are protected by MyQ® and/or its local affiliates.

myQ X

SAVE TIME WITH PERSONALIZED PRINT SOLUTIONS

MyQ X is an award-winning on-premise or private cloud print management solution trusted by millions of users.

info@myq-solution.com

myq-solution.com

50+ million
Trusted users

1+ million
Active devices

26+
Brands supported

1000+
Certified partners

Operating in **140+** countries



Awarded and certified

BuyersLab PLATINUM TESTED SOLUTION 2023

BuyersLab PLATINUM TESTED SOLUTION 2022

BuyersLab PLATINUM TESTED SOLUTION 2021

ISO 9001 TÜV SÜD ISO 14001 ISO/IEC 27001